

Tithe.ly

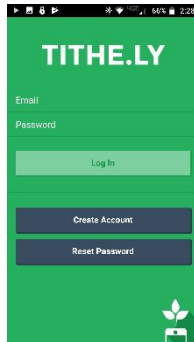
Giving online. If you are interested in giving your offering online but are unsure of how to do it, or nervous about being able to figure it out, this article is for you.

There are two ways to do it, in an app or on your computer. Both are easy, safe, and quick.

I think it is easiest to explain with pictures.



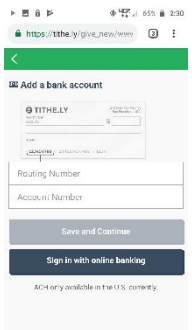
Go to your app store and download the tithe.ly app.



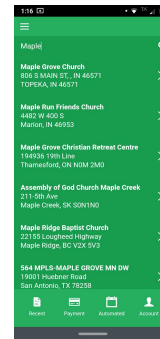
Click on Create Account



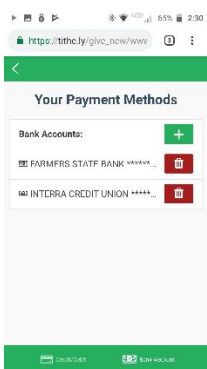
Fill in the information



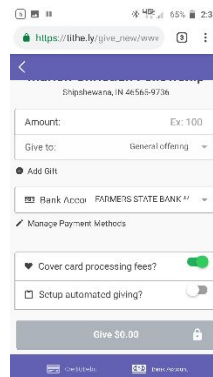
Add your bank account information. We choose this option because it costs the least to do. You can also add a credit card but it takes a higher percentage.



Search for Maple Grove Church. The church and the address will pop up.



You can add multiple bank accounts if you so choose.



You are now ready to add a gift.

Enter the amount, choose the fund you want to give to

Click complete and you're done!

You can even set up automatic giving so that you don't forget or can still give when you are not at church.

